

ICC-ES TEST REPORT

ASTM E84-24

RENDERED TO: GTO Aluminum USA
4731 West Post Road #130
Las Vegas, NV 89118

PRODUCT: *Universal 4+4 Cladding*



Report No.: GAUA101124-43(A)
Test Date(s): 01/24/2025
Report Date: 01/27/2025
Pages: 12

TABLE OF CONTENTS

1.0 General Information..... 3

2.0 Referenced Standards..... 4

3.0 Summary of Results 4

4.0 Closing Statement 7

Appendix A - Data..... 8

Appendix B - Photographs..... 9

Appendix C - Revision Log..... 12

1.0 General Information

1.1 Product

Universal 4+4 Cladding

1.2 Project Summary

ICC-ES was contracted by GTO Aluminum USA to evaluate Universal 4+4 Cladding in accordance with ASTM E84-24. Results obtained are tested values and were secured by using the designated test method(s). Testing was conducted at ICC-ES's facility in Bryan, TX.

1.3 Product Description

ASTM E84-24

Product Name:	Universal 4+4 Cladding
Product type:	Cladding
Product Use:	Exterior & Interior
Model Name/Sample Number:	Sample 1 Sample Project: GAUA101124-44
Sample Description:	(15) 0.047-in x 4.72-in x 288-in
Color:	Brown
Sample Length:	288-in
Sample Width:	24-in
Thickness:	0.047-in
Total Weight:	54.0 lbs.
Sample Received Date:	1/9/2025
Days in Conditioning:	16

1.4 Qualifications

ICC-ES in Bryan, TX has demonstrated compliance with ISO/IEC 17025 and is consequently accredited as a Testing Laboratory. ICC-ES is accredited to perform all testing reported herein.

1.5 Product Sampling

Kyle Lacefield, a representative of ICC-ES visited GTO Aluminum USA's facility located in Las Vegas, Nevada on 12/20/2024 and selected the materials for the testing reported herein. All test specimens were supplied by GTO Aluminum USA. See photograph in Appendix for typical sampling mark.

1.6 Witnessing

No representative of GTO Aluminum USA witnessed the testing reported herein.

1.7 Conditions of Testing

Unless otherwise indicated, all testing reported herein was conducted in a laboratory set to maintain temperature in the range of 65-80°F and humidity in the range of 45-60% RH. All test specimen materials were stored in the laboratory conditioning room of $73.4 \pm 5^\circ\text{F}$ and at a relative humidity of $50 \pm 5\%$ environment for no less than 24 hours prior to testing. The test specimens were conditioned for **16** days and obtained steady state.

2.0 Referenced Standards

ASTM E84-24 Standard Test Method for Surface Burning Characteristics of Building Materials.

3.0 Summary of Results

Flame Spread Index – 0
Smoke Developed Index – 35

3.1 General

This fire-test–response standard for the comparative surface burning behavior of building materials is applicable to exposed surfaces such as walls and ceilings. This standard is used to measure and describe the response of materials, products, or assemblies to heat and flame under controlled conditions, but does not by itself incorporate all factors required for fire-hazard or fire-risk assessment of the materials, products, or assemblies under actual fire conditions.

3.2 Test Specimens

The samples submitted by the manufacturer was identified as Universal 4+4 Cladding and was supplied in the form of (15) 0.047-in x 4.72-in x 288-in. They were received without damage.

3.3 Test Setup and Procedure

The product(s) were setup and evaluated in accordance with ASTM E84-24.

Substrate Used:	N/A
Mounting Method:	Standard
Support Used:	Rods
Side Exposed:	Flat Side
Adhesive Used & Coverage Rate (if Applicable):	N/A
Cement Board Used to Cover Sample (Y/N):	Yes
Sample Continuous or Sectioned:	Sectioned
No. & Size of Sections:	(15) 0.047-in x 4.72-in x 288-in
Lab Ambient Temp (°F):	71
Lab Ambient RH (%):	27
Date Tested:	1/24/2025

3.4 Test Results

TEST DATA

Time to Ignition (mm/ss):	01:52
Maximum Flame Spread (ft):	0.000
Time to Max Flame Spread (mm/ss):	00:00
Maximum Temperature (°F):	499
Time to Max Temperature (mm/ss):	09:28
Total Fuel Burned (cubic feet):	45.007
Flame Spread*Time Area (ft*min):	0.000
Smoke Area (%A*min):	22.693
Unrounded FSI:	0.000
Unrounded SDI:	33.573

TEST OBSERVATIONS

01:35	Observed charring and discoloration
07:00	Observed charring on surface increasing

POST-TEST OBSERVATIONS

0 – 8 ft	Section was charred and discolored
8 – 16 ft	Section was slightly discolored
16 – 24 ft	Section was untouched

Analysis on Classification Criteria

Based on Flame Spread Index and Smoke Developed Index when tested in accordance with ASTM E84 or UL 723. Three classes of interior finish are specified by the International Building Code (IBC) that describes a set of classification criteria required for interior wall and ceiling finish materials. The classification criteria for all three model codes is the same: ASTM E84 and UL 723 do not include classification criteria for the results obtained from testing.

Class	Flame Spread Index	Smoke Developed Index
A	0-25	0-450
B	26-75	0-450
C	76-200	0-450

4.0 Closing Statement

This report contains only findings and results arrived at after employing the specific test procedures listed herein. It does not constitute a recommendation for, endorsement of, or certification of the product or material tested. Unless differently required, ICC-ES reports apply the "Simple Acceptance" rule, also called "Shared Risk approach", of ILAC-G8:09/2019, Guidelines on Decision Rules and Statements of Conformity. ICC-ES makes no warranty, expressed or implied, except that the test has been performed, and a report prepared, based upon the specimen specified by the client. Extrapolation of data, from the test data provided herein, to the batch or lot from which the specimens were obtained may not correlate and should be interpreted with extreme caution. ICC-ES assumes no responsibility for variations in quality, composition, appearance, performance, or other features of similar materials produced by the client, other persons, or under conditions over which ICC-ES has no control. ICC-ES has issued this report for the exclusive use of the client to whom it is addressed. Any use or duplication of this report shall not be made without their consent. This report shall only be reproduced in its entirety.

For ICC-ES, LLC:

Brent Mynar

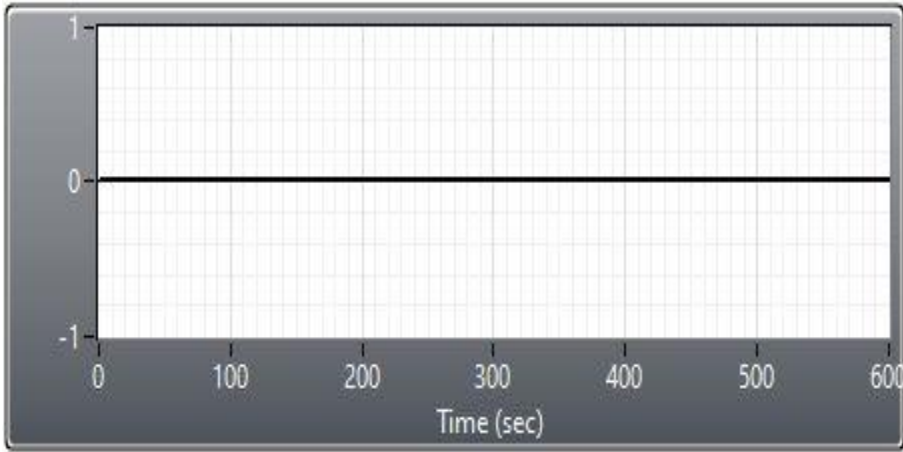
Tested by: Brent Mynar 01/27/2025
Project Manager

Gabriel Parra

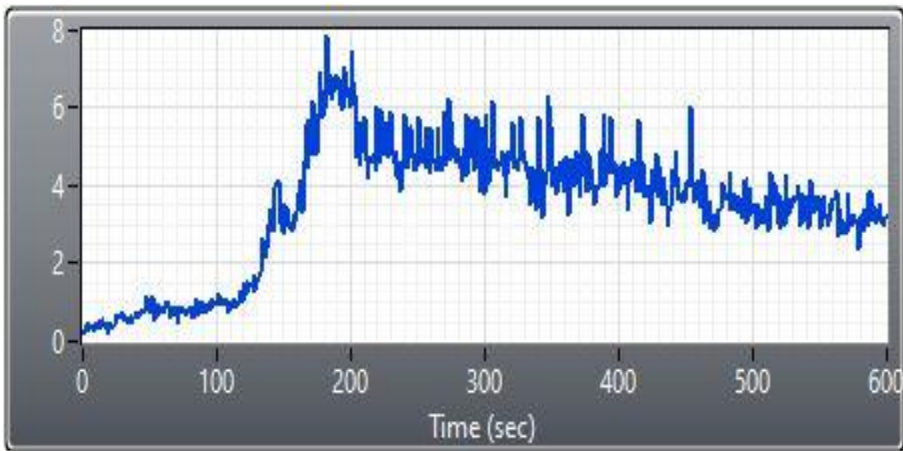
Reviewed by: Gabriel Parra 01/27/2025
Project Engineer

Appendix A - Data

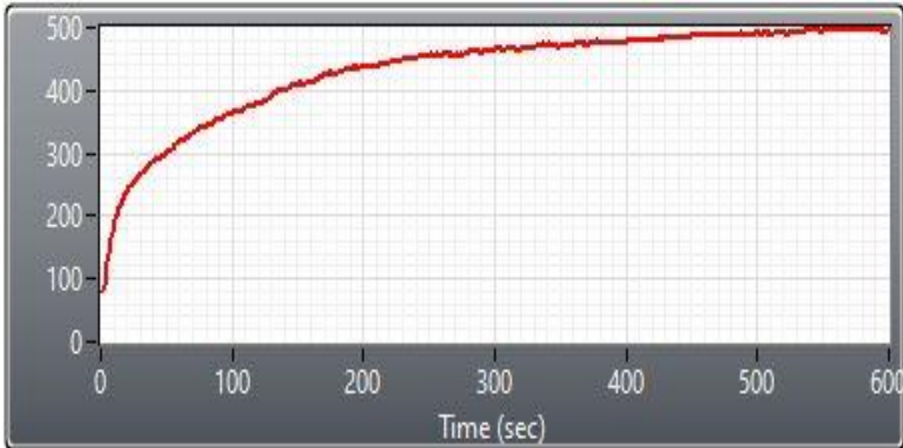
FLAME SPREAD



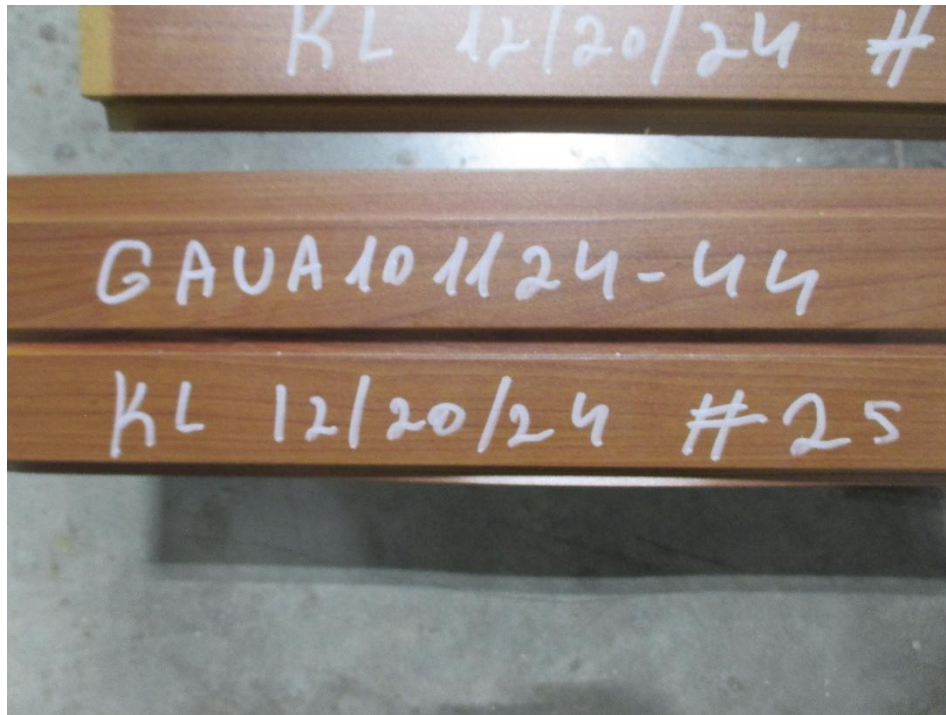
SMOKE (%A)



TEMPERATURE



Appendix B - Photographs



**Photo No. 1
Sample Marking**



**Photo No. 2
Pre-Test Exposed Side**



Photo No. 3
Pre-Test Unexposed Side




Photo No. 4
Post-Test Unexposed Side



Photo No.5
Post-Test Exposed Side



Photo No.6
Post-Test Exposed Side (Continued)

Appendix C - Revision Log

Rev. #	Date	Page(s)	Revision(s)
0	01/27/2025	N/A	Original report issue